

*A Rules Based Spelling Approach with a
Biblical Emphasis*

Joyful Heart Spelling Skills

SAMPLE

Michelle Hubbard

Year 2

WELCOME!


***Joyful Heart Spelling Skills may be for you
if you are searching for a spelling curriculum that includes....***

- ✓ **Copywork and dictation of Scripture**
- ✓ **Strategies to use with multiple learning styles**
- ✓ **Built in review of previous skills**
- ✓ **Sight words built into in the lists**
- ✓ **Opportunities to focus on individual spelling needs**

Thank you for taking time to preview this sample of Joyful Heart Spelling Skills, Year 2! This is a combined version of the teacher guide and student sheets for one week/skill. The teacher guide contains detailed information for how to use each of these items.

If you are interested in purchasing the full curriculum, please visit

<http://joytotheheart.org/spelling/>



Michelle Hubbard

www.hubbardscupboard.org

Joyful Heart Spelling Skills

Joyful Heart Spelling Skills

Copyright © 2012

By Michelle Hubbard

Clipart Copyright @ Microsoft Corporation 1987-2001. All rights reserved.

Scripture quoted from the Holy Bible, NEW INTERNATIONAL VERSION®.

Copyright © 1973, 1978, 1984 International Bible Society.

All rights reserved throughout the world.

Used by permission of International Bible Society.


Permission is hereby granted to the individual purchaser to reproduce this book in whole or in part for non-commercial, individual, single classroom, or single household use only.

Permission is not granted for school wide or system wide reproduction of materials.

*Thank you to my Heavenly Father the Lord Jesus Christ,
in whose Word I trust. May you keep me in the palm of Your loving hand.*

Joyful Heart Spelling Skills

*Psalm
119:105
Your word
is a lamp
to my feet
and a light
for my path.*



Skill #	Year 2 Focused Skills
37	ew oo
38	ui ou
39	oi oy
40	ou ow
41	/ě/ as ea
42	/ě/ as ea (+any, many, said)
43	variant u (oo u oul)
44	/j/ as j g
45	/j/ as dge ge
46	contractions
47	silent letters – b, g, k, c, h
48	silent letters – w, u, n, t, l
49	/ö/ as a
50	/ö/ as au aw
51	/ö/ as augh ough
52	/s/ as c s
53	/z/ as se
54	/s/ as ce se
55	ir er ur ear
56	wor
57	s es
58	plural f to v
59	/t/ /d/ /ed/ as ed
60	change the y to i
61	gh ph f
62	/ů/ as ou
63	al prefix + ful suffix
64	keep the final silent e
65	drop the final silent e
66	double final consonant
67	qu cqu
68	er ar suffixes
69	or suffix
70	tion sion cian suffixes
71	able ible suffixes
72	/i/ as y
73	ant ent ance ence suffixes

Teach Sheet

Skill 45

Focused Skill /j/ as dge ge
Skill to Drill

No English word ends with j. Both **dge** and **ge** can say /j/ at the end of a word.
 Use **dge** in a 1 syllable word directly after a short vowel. Use **ge** in all other cases.

List Words	Bible Verse and Bible Words (bolded)	Bible Words - Review	Bible Words -Skill not taught yet	Sort by
edge pledge bridge lodge judge package hinge stage change* large*	Romans 6:23 For the wages of sin is death, but the gift of God is eternal life in Christ Jesus our Lord. wages	for*, the*, of*, sin, is*, death, but*, gift, God, life*, in*, Christ, Jesus, our*, Lord	eternal	dge vs ge rhyming words

Additional Skill Words

badge, hedge, ledge, wedge, ridge, dodge, fudge, nudge

age, cage, page*, rage, wage, strange, angel

image, bandage, garbage, orange, divulge, cabbage, voyage, storage, huge, refuge

bulge, barge, charge

Additional Practice Verse(s)

Bible Verse and Bible Words (bolded)	Bible Words - Review	Bible Words -Skill not taught yet
Proverbs 27:12 The prudent see danger and take refuge, but the simple keep going and suffer for it. danger, refuge	the*, see*, and*, take*, but*, simple, keep*, going*, suffer, for*, it*	prudent
2 Corinthians 4:4 The god of this age has blinded the minds of unbelievers, so that they cannot see the light of the gospel of the glory of Christ, who is the image of God. age, image	the*, god, of*, this*, has*, blinded, the*, minds, unbelievers, so*, that*, they*, cannot, see*, light*, gospel, glory, Christ, who*, is*	
Psalms 62:7-8 My salvation and my honor depend on God. He is my mighty rock, my refuge. Trust in him at all times, O people. Pour out your hearts to him. For God is our refuge. refuge	my*, and*, depend, on*, God, he*, is*, rock, trust, him*, at*, all*, times*, people*, pour, out*, your*, hearts*, to*, for*	salvation, honor
Proverbs 31:8-9 Speak up for those who cannot speak for themselves, for the rights of all who are destitute. Speak up and judge fairly. Defend the rights of the poor and needy. judge	speak, up*, for*, those*, who*, cannot, and*, fairly, defend, the*, rights, of*, all*, poor, needy	themselves, destitute



dge ge


No English word ends with j.
Both dge and ge can say /j/
at the end of a word.
Use dge in a 1 syllable word
directly after a short vowel.
Use ge in all other cases.

Example: fudge, cage, hinge, image

Skill 45

dge ge

Bible Verse Study



For the wages of sin
is death, but the gift
of God is eternal life
in Christ Jesus our Lord.

Skill to Drill 45

No English word ends with j.
Both **dge** and **ge** can say /j/ at the end of a word.
Use **dge** in a 1 syllable word directly after a short vowel. Use **ge** in all other cases.

<i>Say, Look, Spell</i>	<i>Copy & Spell</i>	✓	<i>Cover, Write & Spell</i>	✓
edge	_____	<input type="checkbox"/>	_____	<input type="checkbox"/>
	-----		-----	
	_____		_____	
pledge	_____	<input type="checkbox"/>	_____	<input type="checkbox"/>
	-----		-----	
	_____		_____	
bridge	_____	<input type="checkbox"/>	_____	<input type="checkbox"/>
	-----		-----	
	_____		_____	
lodge	_____	<input type="checkbox"/>	_____	<input type="checkbox"/>
	-----		-----	
	_____		_____	
judge	_____	<input type="checkbox"/>	_____	<input type="checkbox"/>
	-----		-----	
	_____		_____	
package	_____	<input type="checkbox"/>	_____	<input type="checkbox"/>
	-----		-----	
	_____		_____	
hinge	_____	<input type="checkbox"/>	_____	<input type="checkbox"/>
	-----		-----	
	_____		_____	
stage	_____	<input type="checkbox"/>	_____	<input type="checkbox"/>
	-----		-----	
	_____		_____	
change	_____	<input type="checkbox"/>	_____	<input type="checkbox"/>
	-----		-----	
	_____		_____	
large	_____	<input type="checkbox"/>	_____	<input type="checkbox"/>
	-----		-----	
	_____		_____	



words in the Word

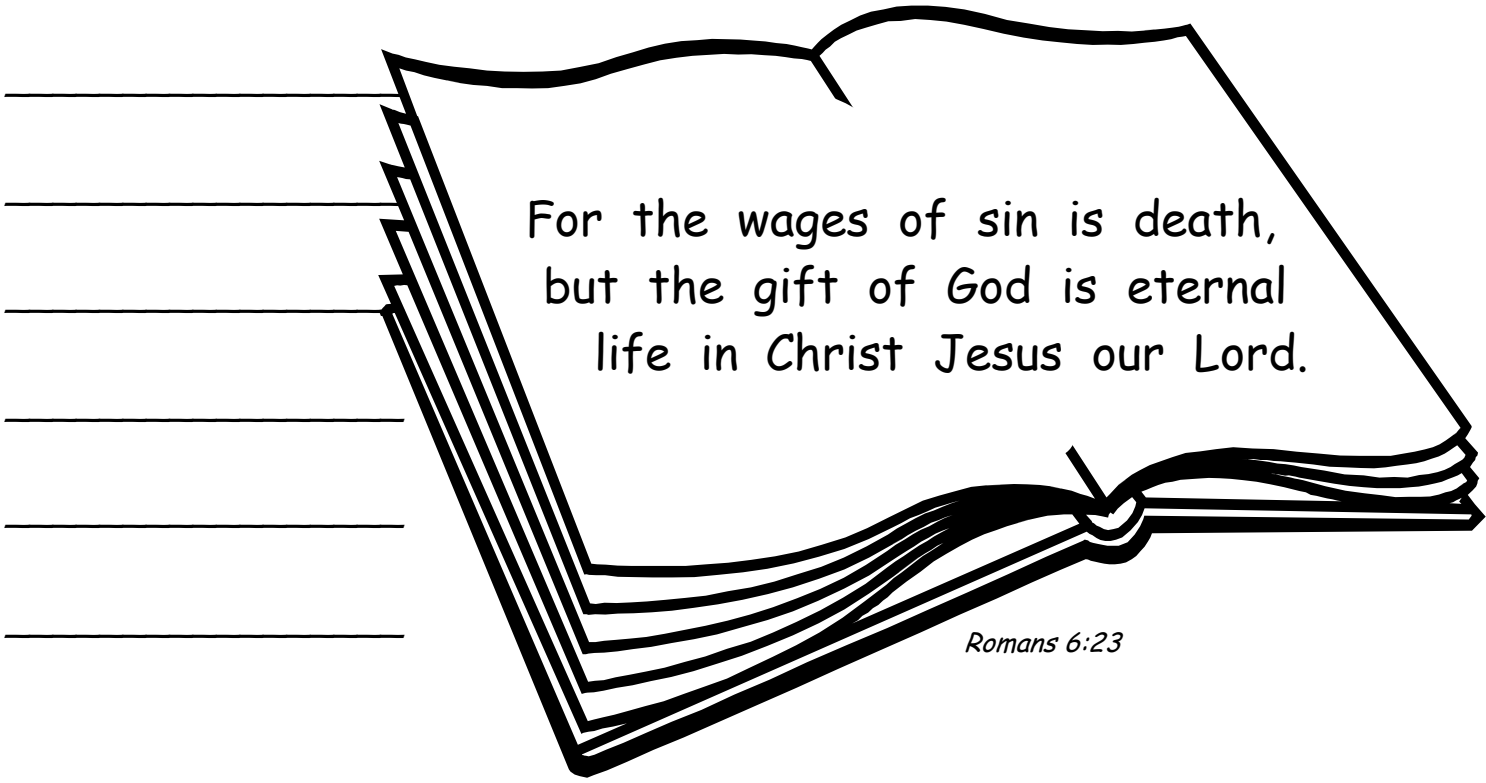


dge ge

Read the verse. Underline the word or words that contain the focused skill.

Write those words on the lines below. Also write a few other words that you think may be tricky to spell.

Then, copy the entire Bible verse. Reread and check.



For the wages of sin is death,
but the gift of God is eternal
life in Christ Jesus our Lord.

Romans 6:23

Handwriting practice lines consisting of solid top and bottom lines with a dashed middle line, repeated multiple times.

Cut apart the letters, shown below, on the dotted lines.

Build It! Use the letters to build words that contain the focused skill. Write it! Write each word that you build in a space below.

a

a

b

c

d

e

e

f

g

h

i

j

k

l

n

o

p

r

s

t

u

B u i l d I t !


dge ge

--



Write It!

Learn the Word! Step 1



Read and study the **dge ge** Bible Verse Study Sheet.

Write the verse as your teacher says it slowly.

She/he will give you help as needed for spelling, capitalization, and punctuation.

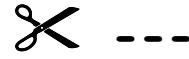
Reread and check your work.

Handwriting practice lines consisting of 10 sets of three horizontal lines (top solid, middle dashed, bottom solid).

45

dge ge

Cut It!



Sort It!

judge

stage

wedge

storage

lodge

refuge

package

page

huge

large

bridge

fudge

dodge

hinge

hedge

edge

strange

badge

garbage

change

pledge

#45 Word Sort

Cut It! Sort It! Glue It!

judge

stage

wedge

storage

lodge

refuge

package

page

huge

large

bridge

fudge

dodge

hinge

hedge

edge

strange

badge


garbage

change

pledge

After sorting and gluing, use a yellow crayon to highlight each word that has just one syllable AND has the /j/ sound directly after a short vowel sound. How is the /j/ sound spelled each time?

Learn the Word! Step 2



Read and study the *dge ge* Bible Verse Study Sheet.


Write the verse as your teacher says it at normal speed.

She/he will not give you any help this time.

When finished, read your writing and compare what you wrote to the Bible Study Sheet.

Fix anything as needed.

Handwriting practice lines consisting of 10 sets of three horizontal lines (top solid, middle dashed, bottom solid).



Color Write It!

dge ge

Using a pencil, write each word on a line, below.

Make sure to spell it aloud as you write.

Then, use colored pencils or crayons to trace over each letter.

edge	package	lodge	hinge	large
stage	bridge	change	judge	pledge
				

Handwriting practice lines consisting of two columns of horizontal lines. Each line set includes a solid top line, a dashed middle line, and a solid bottom line, providing a guide for letter height and placement.



What's Missing?

dge ge

Choose the word from the box that most makes sense in the sentence. Write and spell aloud each word as you write it. Check your spelling.

<p>package judge bridge change large</p> <p>hinge stage lodge pledge edge</p>	
<i>Read the sentence.</i>	<i>Write & Spell</i> ✓
Robert set his glass too close to the _____ of the table. It fell off and broke.	_____ ----- _____ <input type="checkbox"/>
We stayed at that _____ last summer.	_____ ----- _____ <input type="checkbox"/>
The mailman delivered a huge _____ to our door today.	_____ ----- _____ <input type="checkbox"/>
The rusty _____ squeaked as the door opened and closed.	_____ ----- _____ <input type="checkbox"/>
My dad ate a _____ steak at the cook out.	_____ ----- _____ <input type="checkbox"/>
The car drove on the _____ to cross over the river.	_____ ----- _____ <input type="checkbox"/>
All of the actors stood on the _____ and took one last bow.	_____ ----- _____ <input type="checkbox"/>
We say the _____ to the American flag each morning.	_____ ----- _____ <input type="checkbox"/>
Do you have _____ for one dollar?	_____ ----- _____ <input type="checkbox"/>
People tend to _____ by looks, but God looks at the heart.	_____ ----- _____ <input type="checkbox"/>

Write it - a different way!

dge ge

Say & Spell	Write It	✓
edge	<input type="checkbox"/>	<input type="checkbox"/>
pledge	<input type="checkbox"/>	<input type="checkbox"/>
bridge	<input type="checkbox"/>	<input type="checkbox"/>
lodge	<input type="checkbox"/>	<input type="checkbox"/>
judge	<input type="checkbox"/>	<input type="checkbox"/>
package	<input type="checkbox"/>	<input type="checkbox"/>
hinge	<input type="checkbox"/>	<input type="checkbox"/>
stage	<input type="checkbox"/>	<input type="checkbox"/>
change	<input type="checkbox"/>	<input type="checkbox"/>
large	<input type="checkbox"/>	<input type="checkbox"/>
	<input type="checkbox"/>	<input type="checkbox"/>
	<input type="checkbox"/>	<input type="checkbox"/>
	<input type="checkbox"/>	<input type="checkbox"/>
	<input type="checkbox"/>	<input type="checkbox"/>
	<input type="checkbox"/>	<input type="checkbox"/>

Ideas

Write your words in...

- ◇ sand
- ◇ flour or cornmeal
- ◇ rice
- ◇ shaving cream



Write your words on...

- ◇ a dry erase board or chalkboard
- ◇ a magna doodle
- ◇ a window with a window marker
- ◇ the sidewalk with water and a paintbrush




Form your words with...

- ◇ Wiki Stix
- ◇ playdough
- ◇ beans
- ◇ small blocks
- ◇ _____
- ◇ _____




Show What You Know!



Listen carefully. Repeat the Bible verse aloud. Then, write the verse.

Handwriting practice lines consisting of multiple sets of three horizontal lines: a solid top line, a dashed middle line, and a solid bottom line.

Show What You Know! continued...



Listen carefully. You will be writing this week's assigned words, additional words that fit the skill, sight words, tricky words, or words from previous weeks that your teacher chooses.

1 _____

2 _____

3 _____

4 _____

5 _____

6 _____

7 _____

8 _____

9 _____

10 _____

11 _____

12 _____

13 _____

14 _____

15 _____

16 _____

17 _____


18 _____

19 _____

20 _____

Thank you for sampling Joyful Heart Spelling Skills!

If you are interested in purchasing the full curriculum, please visit
<http://joytotheheart.org/spelling/>



Michelle Hubbard
www.hubbardscupboard.org