

*A Rules Based Spelling Approach with a
Biblical Emphasis*

Joyful Heart Spelling Skills

SAMPLE

Michelle Hubbard

Year 1

WELCOME!


***Joyful Heart Spelling Skills may be for you
if you are searching for a spelling curriculum that includes....***

- ✓ **Copywork and dictation of Scripture**
- ✓ **Strategies to use with multiple learning styles**
- ✓ **Built in review of previous skills**
- ✓ **Sight words built into in the lists**
- ✓ **Opportunities to focus on individual spelling needs**

Thank you for taking time to preview this sample of Joyful Heart Spelling Skills, Year 1! This is a combined version of the teacher guide and student sheets for one week/skill. The teacher guide contains detailed information for how to use each of these items.

If you are interested in purchasing the full curriculum, please visit

<http://joytotheheart.org/spelling/>



Michelle Hubbard

www.hubbardscupboard.org

Joyful Heart Spelling Skills

Joyful Heart Spelling Skills

Copyright © 2011

By Michelle Hubbard

Clipart Copyright @ Microsoft Corporation 1987-2001. All rights reserved.

Scripture quoted from the Holy Bible, NEW INTERNATIONAL VERSION®.

Copyright © 1973, 1978, 1984 International Bible Society.

All rights reserved throughout the world.

Used by permission of International Bible Society.

Permission is hereby granted to the individual purchaser to reproduce this book in whole or in part for non-commercial, individual, single classroom, or single household use only. Permission is not granted for school wide or system wide reproduction of materials.


Special thanks to Jen McNary, Alfega Martin, and Lori Benson for looking over the initial concept and providing encouragement and feedback.

Thank you to my husband for encouraging me to complete the work and my sweet mother-in-law for helping to provide time for working on this endeavor.

And, of course, thank you to my Heavenly Father the Lord Jesus Christ, in whose Word I trust. May you keep me in the palm of Your loving hand.

Joyful Heart Spelling Skills

*Psalm
119:105
Your word
is a lamp
to my feet
and a light
for my path.*



Year 1 Focused Skills	
Skill #	Skill
1	closed vowel
2	open vowel
3	silent e
4	l blends
5	r blends
6	s blends + tw
7	ve
8	th
9	sh
10	ff ll ss zz
11	double middle consonant
12	/ā/ as ai ay
13	ar
14	/ī/ as i igh
15	/ī/ as y igh ie
16	/ē/ as y
17	st, sp, sk, ld, lk, lt, lp, ft, pt, ct, mp
18	/ō/ as oa
19	/ō/ as ow
20	/ō/ in old ost olt
21	nd, ng, nk, nt
22	w wh
23	or ore
24	oar oor our
25	/ē/ as ee
26	/ē/ as ea
27	scr, str, spr, spl, squ, thr, shr, chr
28	ch tch
29	ear eer
30	/ē/ as ie ei
31	/ā/ as ea eigh ey
32	are air ear
33	c k
34	ck k c
35	schwa (/ǘ/ as a)
36	schwa (/ǘ/ as o)

Teach Sheet Skill 14

Focused Skill i igh
Skill to Drill

Both **i** and **igh** can say /i/ between consonants.
Usually use **i** followed by **ld** or **nd**. Usually use **igh** before **t**.


List Words	Bible Verse and Bible Words <i>(bolded)</i>	Bible Words - Review	Bible Words -Skill not taught yet	Sort by
night* right* bright light* sight kind* behind grind wild mild	Psalm 119:35 Direct me in the path of your commands. For there I find delight. find*, delight	me*, in*, the*, path, of*, your*, for*, there, * I*	Direct, commands	i vs igh Rhyming words Silent e words vs ild, ind, ight

Additional Skill Words

fight, flight, might*, sight, tight, fright
 bind, find*, blind, mind, rind, wind
 child

Additional Practice Verse(s)

Bible Verse and Bible Words <i>(bolded)</i>	Bible Words - Review	Bible Words -Skill not taught yet
Genesis 1:5 God called the light "day," and the darkness he called "night." And there was evening, and there was morning—the first day. light*, night*	God, the*, day*, and*, darkness, he*, there*	called*, was*, evening, morning, first*
Psalm 112:1-2 Praise the Lord. Blessed is the man who fears the Lord, who finds great delight in his commands. His children will be mighty in the land. The generation of the upright will be blessed. finds*, delight, mighty, upright	praise, the*, Lord, blessed, is*, man*, who*, in*, his*, children*, land*, of*, will*, be*,	fears, great*, commands, generation



i igh

Both i and igh can say /ī/
between consonants.

Usually use i followed
by ld or nd.


Usually use igh before t.

Example: wild, kind, night

Skill 14

i igh

Bible Verse Study



Direct me in the
path of your
commands. For there
I find delight.

Skill to Drill 14

Both i and igh can say /ī/ between consonants.
Usually use i followed by ld or nd. Usually use igh before t.

Say, Look, Spell

Copy & Spell

✓

Cover, Write & Spell

✓

night

right

bright

light

sight

kind

behind

grind

wild

mild

1. Cut apart the letters, shown below, on the dotted lines.
2. Build It! Use the letters to build words that contain the focused skill.
3. Write it! Write each word that you build in a space below.

<u>c</u>	<u>d</u>	<u>e</u>	<u>f</u>	<u>g</u>	<u>h</u>	<u>i</u>	<u>b</u>
<u>l</u>	<u>m</u>	<u>n</u>	<u>r</u>	<u>s</u>	<u>t</u>	<u>t</u>	<u>w</u>


B u i l d I t !

i igh



Write It!

Learn the Word! Step 1



*Read and study the **i igh** Bible Verse Study Sheet.*

Write the verse as your teacher says it slowly.

She/he will give you help as needed for spelling, capitalization, and punctuation.

Reread and check your work.

Handwriting practice lines consisting of solid top and bottom lines with a dashed middle line, repeated ten times.

14

i igh

Cut It!



Sort It!

right

kind

wild

child

night

bright

find

mind

light

behind

fight

mild

flight

bind

blind

grind

sight


fright

delight

tight

might

Learn the Word! Step 2



Read and study the i igh Bible Verse Study Sheet.

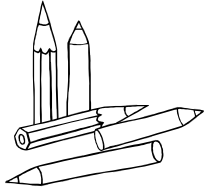
Write the verse as your teacher says it at normal speed.

She/he will not give you any help this time.

When finished, read your writing and compare what you wrote to the Bible Study Sheet.

Fix anything as needed.

Handwriting practice lines consisting of 10 sets of three horizontal lines (top solid, middle dashed, bottom solid).



Color Write It!

i igh

Using a pencil, write each word on a line, below.
Make sure to spell it aloud as you write.
Then, use colored pencils or crayons to trace over each letter.

mild	right	sight	behind	bright
night	wild	kind	light	grind
				

Handwriting practice lines consisting of two columns of horizontal lines. Each line set includes a solid top line, a dashed middle line, and a solid bottom line, providing a guide for letter height and placement.



What's Missing?

i igh

Choose the word from the box that most makes sense in the sentence. Write and spell aloud each word as you write it. Check your spelling.

kind	night	sight	mild	behind
light	wild	right	grind	bright

Read the sentence.	Write & Spell	✓
I go to bed at _____ .	_____ ----- _____	<input type="checkbox"/>
Please raise your _____ hand.	_____ ----- _____	<input type="checkbox"/>
We will _____ the grain into wheat.	_____ ----- _____	<input type="checkbox"/>
The small _____ flowers are blue.	_____ ----- _____	<input type="checkbox"/>
The _____ rays of the sun make me squint.	_____ ----- _____	<input type="checkbox"/>
The _____ man gave the child a play car.	_____ ----- _____	<input type="checkbox"/>
God made the sun to give us _____ .	_____ ----- _____	<input type="checkbox"/>
When we play follow the leader, I go _____ my daddy.	_____ ----- _____	<input type="checkbox"/>
I use my sense of _____ to see that the grass is green.	_____ ----- _____	<input type="checkbox"/>
God wants us to use soft and _____ speech, not harsh.	_____ ----- _____	<input type="checkbox"/>

Write it - a different way!

i igh

Say & Spell	Write It	✓
night	<input type="checkbox"/>	<input type="checkbox"/>
right	<input type="checkbox"/>	<input type="checkbox"/>
bright	<input type="checkbox"/>	<input type="checkbox"/>
light	<input type="checkbox"/>	<input type="checkbox"/>
sight	<input type="checkbox"/>	<input type="checkbox"/>
kind	<input type="checkbox"/>	<input type="checkbox"/>
behind	<input type="checkbox"/>	<input type="checkbox"/>
grind	<input type="checkbox"/>	<input type="checkbox"/>
wild	<input type="checkbox"/>	<input type="checkbox"/>
mild	<input type="checkbox"/>	<input type="checkbox"/>
	<input type="checkbox"/>	<input type="checkbox"/>
	<input type="checkbox"/>	<input type="checkbox"/>
	<input type="checkbox"/>	<input type="checkbox"/>
	<input type="checkbox"/>	<input type="checkbox"/>
	<input type="checkbox"/>	<input type="checkbox"/>

Ideas

Write your words in...

- ◇ sand
- ◇ flour or cornmeal
- ◇ rice
- ◇ shaving cream



Write your words on...

- ◇ a dry erase board or chalkboard
- ◇ a magna doodle
- ◇ a window with a window marker
- ◇ the sidewalk with water and a paintbrush




Form your words with...

- ◇ Wiki Stix
- ◇ playdough
- ◇ beans
- ◇ small blocks
- ◇ _____
- ◇ _____



Show What You Know!



Listen carefully. Repeat the Bible verse aloud. Then, write the verse.

Handwriting practice lines consisting of solid top and bottom lines with a dashed middle line. There are ten such sets of lines provided for writing.

Show What You Know!

continued...



Listen carefully. You will be writing this week's assigned words, additional words that fit the skill, sight words, tricky words, or words from previous weeks that your teacher chooses.

1 _____

2 _____

3 _____

4 _____

5 _____

6 _____

7 _____

8 _____

9 _____

10 _____

11 _____

12 _____

13 _____

14 _____

15 _____

16 _____

17 _____


18 _____

19 _____

20 _____

Thank you for sampling Joyful Heart Spelling Skills!

If you are interested in purchasing the full curriculum, please visit
<http://joytotheheart.org/spelling/>



Michelle Hubbard
www.hubbardscupboard.org